



# FiberTwist

XGS2414

Installation Guide

## Installation guide

### Box contents

- Genesis FiberTwist (active device)
- Power adapter
- Labels (self-adhesive)

### Label position

The product label is positioned on the bottom of the active device. The relevant device information is also listed on the additional labels included in the giftbox.

### Preparation

Ensure there is a power socket within reach of where the device is being installed.

**Important:** Instructions need to be followed precisely and uninterrupted. This minimizes the risk of damage to the fiber optic connectors, causing a severe degradation of signal quality.

**Warning:** Do not cover the device, this will interfere with the ventilation. Ambient Operating Temperature: 0°C ~ 45°C

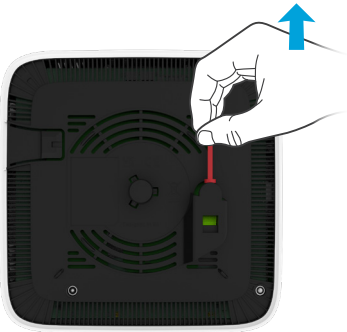
### Remove Blind Cover (if present)

1. Press and hold the unlock button (on the right side of the Blind Cover).
2. Rotate the Blind Cover counterclockwise till it blocks.
3. Remove the Blind Cover from the baseplate (FTU) by pulling it towards yourself.
4. Store the Blind Cover in a safe place.



### Remove dust cap

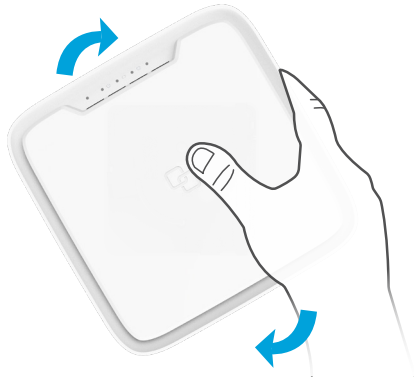
1. Take the FiberTwist out of the box.
2. The dust cap is connected to the red string located on the rear of the FiberTwist.
3. Remove the dust cap by pulling the red string.
4. Store the dust cap in a safe place.



### Twist!

1. Place the FiberTwist on the FTU/Bracket as shown in the picture below.
2. Rotate clockwise until it clicks into place.
3. Make sure the FiberTwist is aligned squarely on the FTU/Bracket.

Your FiberTwist is now installed!



### Connecting the FiberTwist

1. If required, connect a regular plain telephone to the telephone port via an RJ11 telephone cable.
2. Connect your gateway to the LAN (10GE) port via an RJ45 network cable. A CAT6 cable or better is recommended.
3. Connect the supplied power adapter to the FiberTwist and plug the adapter into a power socket.
4. Press the ON/OFF button to power on the device.

If at some point in the future it becomes necessary to uninstall the FiberTwist, please place the Blind Cover back on the FTU/Bracket immediately and put the dust cap back on the FiberTwist.

**Warning:** This product contains a laser that emits invisible light. It is a Class 1 Consumer Laser product according to EN 50689:2021, which means it is safe under all conditions of normal use. However, it is still advised to not look directly into the fiber connector when the product is powered on.

## LED overview



### Power

- Green – system ok
- Green (blinking) – booting
- Red – system or booting failure
- Red (blinking) – insufficient PON signal
- Off – power off

### Uplink

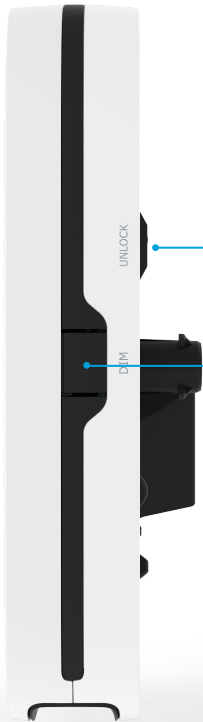
- Green – link ok
- Green (blinking) – link establishing
- Off – no link

### Power + Uplink

- Green (blinking) – firmware upgrade

### Telephone

- Green – voice service registered and ok
- Green (blinking) – voice service unregistered
- Off – voice service disabled



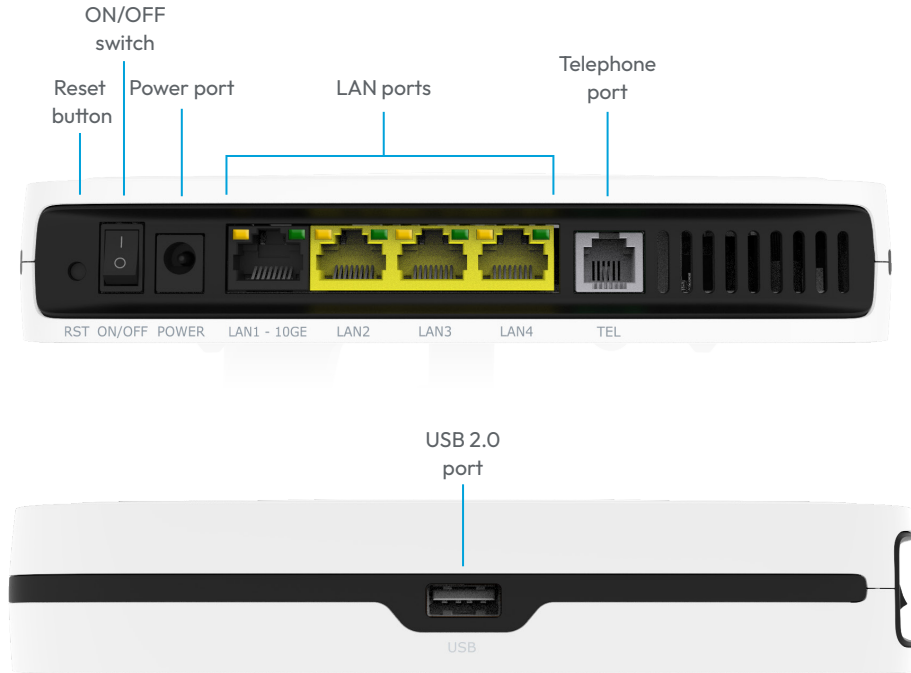
**Unlock button**

Remove FiberTwist XGS2414 – press and hold while twisting counterclockwise

**LED dim button**

Dim LEDs – press and release repeatedly to dim LEDs

## Port overview



**Reset button (recessed)**

Reset – press and release  
Factory reset – press and hold the button until System and Uplink LED start to blink

**ON/OFF switch**

Switch ON – flip the switch to ON  
Switch OFF – flip the switch to OFF

## EU Declaration of Conformity

Hereby, Genexis Netherlands B.V. declares that the radio equipment type FiberTwist XGS2414 is in compliance with Directive 2014/53/EU, Directive 2009/125/EC, Directive 2011/65/EU and Delegated Directive 2015/863.

The full text of the EU declaration of conformity is available at the following internet addresses:

<https://genexis.eu/product/fibertwist/red/fibertwist-xgs2414>

### Company Name

Genexis Netherlands B.V.

### Company Address

Lodewijkstraat 1a  
5652 AC Eindhoven  
The Netherlands

### Name and title of authorized person

Maarten Egmond, CTO

### Signature of authorized person



### Place of issue

Eindhoven  
The Netherlands

### Date of issue

2021-11-24

# People deserve fiber.

Revision 2.0 - November 2023 - Copyright © 2023 Genexis Netherlands B.V. All rights reserved.

Multiple languages of this document and additional product information are available on <https://genexis.eu/product/fibertwist/downloads>  
Genexis assumes no responsibility for any inaccuracies in this document. Genexis reserves the right to change, modify, transfer, or otherwise revise this publication without notice.